

**KHSAA TITLE IX
ANNUAL REPORT SUBMISSION
STATUS REPORT
2008-2009**

KHSAA
Form T65
Revised 4/09

OK

TO: KHSAA Member School Superintendents, Principals, and Athletic Directors

FROM: Brigid L. DeVries, Commissioner
Darren Bilberry, Assistant Commissioner

DATE: May 18, 2009

School	Dixie Heights High School	Reviewed by: Martha Mullins
--------	---------------------------	-----------------------------

The following is a status report regarding the required 2008 - 2009 Title IX Annual Report submission of forms due into the KHSAA office by April 15, 2009. Appropriate KHSAA Audit Team personnel have reviewed these forms and the following is a summary of this review.

I. Checklist of Forms properly submitted in a satisfactory manner:

<input checked="" type="checkbox"/>	GE 19 (Annual Verification)	<input checked="" type="checkbox"/>	T-35 (Budget Expenses)
<input checked="" type="checkbox"/>	T-1 (Summary Program Chart 1)		T-36 (Budget Expenses)
<input checked="" type="checkbox"/>	T-2 (Summary Program Chart 2)	<input checked="" type="checkbox"/>	T-41 (Checklist - Overall Interscholastic Program)
<input checked="" type="checkbox"/>	T-3 (Summary Program Chart 3)	<input checked="" type="checkbox"/>	T-60 (Corrective Action Plan)
<input checked="" type="checkbox"/>	T-4 (Summary Program Chart 4)	N/A	T-63 (Interscholastic Survey Results)

II. Status

A.		2008 - 2009 Forms are satisfactory and no further information or action is necessary at this time.
B.	<input checked="" type="checkbox"/>	Errors have been noted with respect to the following: T-35: Resubmit on correct form (REV 12/08) which solicits data on the number of coaches AND the number of teams by June 15, 2009. T-36: Check total expenditures for boys and for girls for accuracy. A review of calculations posted total of \$176,797 for boys and \$110,757 for girls.
C.		The following forms were omitted and must be submitted by school representatives:
D.		According to the 2008-2009 data, the school appears to be meeting the standards established in: <input type="checkbox"/> Test 1 (Athletic participation is proportionate to enrollment) <input type="checkbox"/> Test 2 (History and continuing practice of program expansion) <input checked="" type="checkbox"/> Test 3 (Full and effective accommodation of interests and abilities)
E.		Other Recommendation and Comments: Please submit an explanation as to why travel expenditures reported were limited to basketball and soccer. In addition, an explanation is needed for why awards were not given in baseball, golf, and slow pitch softball. Lastly, an explanation for the large amount spent for football awards (\$4,441) is requested. Submit by June 15, 2009. Included a copy of the school's policy on awards.

OK

1/5
 Review of school
 submitted for
 review on 2009-10
 7-60



**KENTUCKY HIGH SCHOOL ATHLETIC ASSOCIATION
2008-2009 ANNUAL VERIFICATION OF TITLE IX PROCEDURES**

KHSAA Form GE19
Rev.12/07

(To be submitted by April 15, 2008 along with other required forms)

6007 5 1 8 2009
APR 15 2009

The Dixie Heights High School, Edgewood, Kentucky
(Name of High School) (City)

certifies to the Kentucky High School Athletic Association that the following is an accurate and true representation of the facts surrounding compliance with 20 U.S.C. Sections 1681-1688, et. Seq. (also known as Title IX)

I certify the following provisions in accordance with records at the school contained in the permanent Title IX file, at least one copy of which must be maintained in the Principal's office, and to the best of my knowledge have completed the following tasks.

Established a gender equity committee at the high school. (list committee personnel and provide attachment if necessary)

Name	Address	Phone	Title (Supt., Principal, Student, Parent, Coach, Etc.)
Tom Spritzky		426-4902	Assistant Principal/Athletic Director
Kim Banta		426-4903	Principal
Brennon Sapp		426-4901	Assistant Principal
Andy Elkus		341-7650	Teacher/Girls Basketball Coach
Ken Chevalier		426-0332	Teacher/Boys Basketball Coach
Kristy Molony		341-7650	Teacher/Parent
Wes Smith		291-2354	Male Student-Junior
Carly Walz		341-7440	Female Student-Junior

Scheduled a minimum of three meetings during the 2007-2008 school year on the following dates:

Wednesday, August 27th
Wednesday, November 26 th
Wednesday, March 18th

Designated the following person(s) as the Title IX coordinator for the school:

Name	Title	Address	Phone
Tom Spritzky	Assistant Principal/AD	3010 Dixie Highway	859-426-4902

Designated the following person(s) as the Title IX coordinator for the district:

Name	Title	Address	Phone
Rick Culross	Executive Director of Student Services	1055 Eaton Drive Fort Wright, KY 41011	859-344-8888

School personnel are continuing to make periodic reviews of the boys' and girls' athletics program reflected in the Corrective Action Plan.

In addition to the above information, the above referenced school maintains a complete permanent file relative to Title IX records including copies of the self-assessment audit, all corrective action plans, and other related materials.

Kim Banta
Principal's Signature

4/9/09 2009
Date

[Signature]
Superintendent Signature

[Signature]
School Board Chairpersons' Signature

(Send original copy to KHSAA - Maintain duplicate in Title IX school folder)

2008-2009
ACCOMMODATION OF INTERESTS AND ABILITIES
SUMMARY PROGRAM CHART 1

KHSAA
 Form T1
 Rev.12/07

Participation Opportunities Test One

		(Column 1)	(Column 2)	(Column 3)	(Column 4)
	Program	Enrollment	Percentage of Total Enrollment	Number of Interscholastic Participants (double and triple count)	Percentage of Total Participation
Row 1	GIRLS	658	48.67%	246	39.3%
Row 2	BOYS	694	51.33%	380	60.7%
Row 3	Totals	1352	100%	626	100%

Instructions:

*Number of 8th grade students & below used in Column 3 and Column 4 calculations if applicable: _____

- 1) Determine the total number of girls enrolled, (place in Row 1, Column 1). Determine the total number of boys enrolled, (place in Row 2, Column 1).
- 2) Add the total number of girls and boys enrolled to determine total enrollment, (place in Row 3, Column 1).
- 3) Calculate the percentage of total enrollment that is female. (Divide Row 1, Column 1 by Row 3, Column 1 and place in Row 1, Column 2.) Calculate the percentage of total enrollment that is male. (Divide Row 2, Column 1 by Row 3, Column 1 and place in Row 2, Column 2.) Note: Row 1, Column 2 plus Row 2, Column 2 should total 100%.
- 4) Ask the head coaches to review the most updated eligibility or squad lists for their teams. Ask coaches to confirm the names of those individuals who are on the team as of the first **date of regular season competition**, and cross out the names of those who were cut from the team or quit the team prior to the first regular season competitive event. Determine the total number of interscholastic athletics participants that are girls, (and place in Row 1, Column 3). In order to determine the total number of athletics participants, an individual should be counted each time he or she participates on a team. For example, if Jane Doe competes on the varsity volleyball team, the junior varsity volleyball team, the junior varsity basketball team, and the varsity softball team, she should be counted as four participants (**do not include club or intramural sports participants, cheerleaders, dance teams, or pom squads**). Calculate the same way for boys and girls. * In addition, should 8th grade students and below play on a Freshman, Junior Varsity, or Varsity team, they should also be counted for each team and sport on which they participate. If applicable, please asterisk the above notation as to how many 8th grade students & below are included in the totals.
 Using the same procedure, determine the total number of interscholastic athletic participants that are boys, (and place in Row 2, Column 3). Add Row 1, Column 3 plus Row 2, Column 3 to get total participants and place in Row 3, Column 3.
- 5) Calculate the percentage of female participation. (Row 1, Column 3 divided by Row 3, Column 3 and place in Row 1, Column 4.) Calculate the percentage of male participation. (Row 2, Column 3 divided by Row 3, Column 3 and place in Row 2, Column 4.) Note: Row 1, Column 4 plus Row 2, Column 4 should total 100%.

Note: While being within three percent is not a formal compliance standard; if the percent listed in Row 1, Column 4 is within 3% of Row 1, Column 2, then it provides a good target within which compliance is likely.

Principal's Signature: Kim Banta Date: 4/9/9
 Copyright 1999, Good Sports, Inc., Title IX and Gender Equity Specialists. All rights reserved.

2008-2009
ACCOMMODATION OF INTERESTS AND ABILITIES
SUMMARY PROGRAM CHART 2

KHSAA
 Form T2
 Rev. 12/07

Participation Opportunities Test Two

		Column 1	Column 2	Column 3	Column 4	Column 5
Program		Number of Teams Currently Offered	Number of Participants	Number of Teams Added Since the beginning of the 2003-2004 School Year	Current Number of Participants for each team added Since the beginning of the 2003-2004 School Year	Percent of Total Participation By Sex Added Since the beginning of the 2003-2004 School Year
GIRLS	Row 1	varsity:	9	172	0	0
	Row 2	j.v.:	4	62	0	0
	Row 3	frosh:	1	12	1	22
	Row 4	total:	14	246	1	22
BOYS	Row 5	varsity:	10	203	0	0
	Row 6	j.v.:	5	97	0	0
	Row 7	frosh:	4	80	2	31
	Row 8	total:	19	380	2	31

- 1) For Column 1, list the number of interscholastic teams offered for girls and boys at each competitive level (varsity, junior varsity, and freshman). For girls, total each of the entries in Rows 1, 2, and 3 into Row 4. For boys, total Rows 5, 6, and 7 into Row 8.
- 2) For Column 2, list the number of participants at each level. For girls, total each of the entries in Rows 1, 2, and 3 into Row 4. For boys, total Rows 5, 6, and 7 into Row 8. **Note:** The totals in Row 4 for girls and in Row 8 for boys must be the same as the totals in Form T-1, Column 3, Rows 1 and 2 respectively.
- 3) For Column 3, list the number of interscholastic teams that have been added in the last five years at each competitive level. Count each team added during the 5 year period only one time. e.g. Girl's junior varsity soccer was added 3 years ago, count the team only once, not 3 times. For girls, total the entries in Rows 1, 2, and 3 into Row 4. For boys, total Rows 5, 6, and 7 into Row 8.
- 4) For Column 4, list the number of participants that are **currently** on each level of the teams that were added in the last five years. If a team was added previously but no longer exists, there are no current participants to be added for that team. For girls, total the entries in Rows 1, 2, and 3 into Row 4. For boys, total Rows 5, 6, and 7 into Row 8.
- 5) For Column 5, calculate the percentage of participants that have been added in the last five years. For girls, take the number in Column 4, Row 4 and divide by the number in Column 2, Row 4. For boys, take the number in Column 4, Row 8 and divide it by the number in Column 2, Row 8.

Note: If the percentage of current participants added in the last five years is 25% or greater, compliance with Test Two may be possible. If less than 25%, then compliance with Test Three should be analyzed. **CAUTION:** 25% is not a formal compliance standard.

Principal's Signature: Kim Banta Date: 4/9/09

2008-2009
ACCOMMODATION OF INTERESTS AND ABILITIES
SUMMARY PROGRAM CHART 3

KHSAA
 Form T3
 Rev. 12/07

Participation Opportunities Test Three

FOR ANY QUESTION ANSWERED "YES" IDENTIFY THE RESPECTIVE SPORT(S).

	GIRLS (Yes / No)		BOYS (Yes / No)
1. For a sport <u>not</u> currently offered in your interscholastic athletics program, is there sufficient interest to form a viable interscholastic team based on participation on an intramural team.	NO		YES Lacrosse
2 For a sport <u>not</u> currently offered, is there sufficient interest, based on the responses to your most recent Student Interest Survey, to form a viable interscholastic team for a sport not currently offered. If yes, what sport?	NO		NO
3. For a sport currently offered at the junior varsity or freshman level is there sufficient interest, based on your most recent Student Interest Survey, to form a varsity team not currently offered?	NO		NO
4. For a sport currently offered at the varsity level only, is there sufficient interest, based on your most recent Student Interest Survey, to form a viable team for a junior varsity or freshman team that is not currently offered?	YES Fast Pitch Softball		NO
5. If you answered YES to question (1), (2), (3), or (4), are there enough high schools in the geographic area offering the sport (at the appropriate level) to allow for the development of a reasonable schedule of competition?	YES		YES

Plans to Address Interest:

Principal's Signature: Kim Banta Date: 4/9/09

2008-2009
ACCOMODATION OF INTERESTS AND ABILITIES
SUMMARY PROGRAM CHART 4

Levels of Competition Test One

		Column 1	Column 2	Column 3
Girls	Team Levels	Number of Teams Currently Offered	Number of Participants	Percentage of Participants at Each Level
Row 1	varsity:	9	172	69.9%
Row 2	j.v.:	4	62	25.2%
Row 3	frosh:	1	12	4.9%
Row 4	total:	14	246	100%
Boys				
Row 5	varsity:	10	203	53.4%
Row 6	j.v.:	5	97	25.5%
Row 7	frosh:	4	80	21.1%
Row 8	total:	19	380	100%

- 1) Column 1, list the number of interscholastic teams offered for girls and boys at each competitive level; varsity, junior varsity, and freshman. (Refer to Form T-2, Accommodation of Interests and Abilities, Summary Program Chart 2, Column 1.)
- 2) For Column 2, list the number of participants at each level. For girls, total the entries in Rows 1, 2, and 3 into Row 4. For boys, total the entries in Rows 5, 6, and 7 into Row 8. (Refer to Form T-2, Accommodation of Interests and Abilities, Summary Program Chart 2, Column 2.)
- 3) For Column 3, calculate the percentage of female and male participants at each level.
For girls' varsity, junior varsity, and frosh, respectively:
 - Divide Column 2, Row 1 by Column 2, Row 4, and place the percentage in Column 3, Row 1
 - Divide Column 2, Row 2 by Column 2, Row 4, and place the percentage in Column 3, Row 2.
 - Divide Column 2, Row 3 by Column 2, Row 4, and place the percentage in Column 3, Row 3.
 -
 For boys' varsity, junior varsity, and frosh, respectively:
 - Divide Column 2, Row 5 by Column 2, Row 8, and place the percentage in Column 3, Row 5.
 - Divide Column 2, Row 6 by Column 2, Row 8, and place the percentage in Column 3, Row 6.
 - Divide Column 2, Row 7 by Column 2, Row 8, and place the percentage in Column 3, Row 7.

Principal's Signature: Kim Bantz Date: 4/9/09

**2008-2009
ACTUAL EXPENDITURES - PROGRAM COMPARISON CHART 2
TO INCLUDE BOOSTER CLUB FUNDING**

	equipment and supplies		travel		awards		coaches' salaries (to include supplemental and extended employment; dollar amount required)		facilities improvements		publications (if sport-specific)	
	Expenditures		Expenditures		Expenditures		Expenditures		Expenditures		Expenditures	
	School	Booster	School	Booster	School	Booster	School	Booster	School	Booster	School	Booster
G track	3097.00	17968.45	0	0	0	0	4,601	796.18	0	0	0	0
B track	401.50	3302.37	0	0	0	0	4,601	683.36	0	0	0	0
G tennis	706.26	190.00	0	0	0	0	2,175	150.00	0	0	0	0
B tennis	1056.08	0	0	0	436.42	0	2,175	0	0	0	0	0
G volleyball	1963.44	100.00	0	0	153.55	95.50	5,617	3	2	0	0	0
B wrestling	1052.83	4856.43	0	0	89.95	636.45	4601	3	2	0	0	0
Slow Pitch	1471.57	0	0	0	0	0	4,601	2	2	0	0	0
B football	20599.08	10362.71	0	0	3581.25	860.16	40,330	10	3	0	0	0
B (list sport)												

26,462
8,988
3,221
2,457
7,930
11,236
4,023
7,573

1. Total expenditures on T-35 and T-36 on the 2008-2009 year report due by April 15, 2008, should reflect the total monies spent (rounded off to nearest dollar) for the entire school year of 2007-2008 ending June 30, 2007.

2. Booster Club Funding/Contributions must be included in the above expenditures totals. Indicate percentage of total expenditures for each gender: (if disparities are obvious, list on your Corrective Action Plan (T-60) what action you will take to correct the problem).

#	Gender	Expenditures	Percentage	#/ATH
380	Boys	\$176,653	56.98%	1465
246	Girls	\$133,377	43.02%	480
	Total:	\$310,029	100%	

Principal's Signature: Kim Barts Date: 4/9/9

2008-2009

**ACTUAL EXPENDITURES - PROGRAM COMPARISON CHART I
TO INCLUDE BOOSTER CLUB FUNDING**

	equipment and supplies		travel		awards		coaches' salaries (to include supplemental and extended employment; dollar amount required)		facilities improvements		publications (if sport-specific)	
	Expenditures		Expenditures		Expenditures		Expenditures		Expenditures		Expenditures	
	School	Booster	School	Booster	School	Booster	School	Booster	School	Booster	School	Booster
G basketball	7,575.96	654.00	0	167.4	1200.51	0	20,506	0	0	0	0	0
B basketball	9403.83	0	0	2915.00	802.91	360.00	20,506	0	0	0	0	0
G softball	996.45	2212.50	0	0	0	500.00	10,909	0	0	0	0	0
B baseball	5989.95	3953.50	0	0	0	0	10,909	0	0	0	0	0
G cross country	0	165.87	0	0	136.00	0	2,175	0	0	0	0	0
B cross country	0	165.88	0	0	136.00	0	2,175	0	0	0	0	0
G golf	342.00	0	0	0	0	0	1,602	0	0	0	0	0
B golf	386.75	0	0	0	0	0	1,602	0	0	0	0	0
G soccer	64.99	7810.12	0	2404.69	0	291.11	5,617	0	0	0	0	0
B soccer	65.00	4845.28	0	5390.00	143.60	65.42	5,617	0	0	0	0	0
G swimming	0	461.79	0	0	100.00	89.70	1088	0	0	0	0	0
B swimming	0	461.79	0	0	100.00	89.70	1087	0	0	0	0	0

20,104
53,988
14,618
20,853
3,477
2,477
1,944
1,980
2/16/88
16,126
1,740
1,739

1. Total expenditures on T-35 and T-36 on the 2006-2007 year report due by April 15, 2007, should reflect the total monies spent (rounded off to nearest hundred) for the entire school year of 2005-2006 ending June 30, 2006.

2. Booster Club Funding/Contributions must be included in the above expenditures total. (Note: It is illegal for coaches to be paid by Booster Clubs Reference KHSAA Bylaw 27)

Principal's Signature: Kim Barte Date: 4/9/09

2008-2009 KHSAA TITLE IX ATHLETICS AUDIT

KHSAA
Form T41
Rev. 12/07

Checklist - Overall Interscholastic Athletics Program

DIRECTIONS:

For the Areas of Compliance (Opportunities and Benefits) listed on the left hand side of the page, place a checkmark under the appropriate column identifying whether your school provided an advantage to the Girls' Program, or to the Boys' Program or to Neither Program. A review of T-35 and T-36 spending patterns might be helpful in completing this form.

Areas of Compliance:	ADVANTAGE TO:		
	GIRLS' PROGRAM	BOYS' PROGRAM	NEITHER PROGRAM
OPPORTUNITIES			
Accommodation of Interest and Abilities			X
BENEFITS			
Equipment and Supplies			X
Scheduling of Games and Practice Time			X
Travel and Per Diem Allowances			X
Coaching			X
Locker Rooms, Practice and Competitive Facilities			X
Medical and Training Facilities and Services			X
Publicity			X
Support Services			X
Athletic Scholarships			X
Tutoring			X
Housing and Dining Facilities and Services			X
Recruitment of Student Athletes			X

If an advantage is shown, corrective action should be shown on T-60 (Corrective Action Plan).

Principal's Signature: Kim Barte Date: 4/9/09

2008-2009
TITLE IX
CORRECTIVE ACTION PLAN

SCHOOL _____
Dixie Heights !

To complete this form, indicate the intended area which needs corrective action, the suggested change and time table for implementation. You may copy this form as needed. Please attach corrective action plans along with audit forms and submit by April 15, 2004.

ITEM FOR CORRECTION	SUGGESTED CHANGE	TIME TABLE FOR CORRECTIVE ACTION
Accommodation of Interests and Abilities	*Continue to expand existing programs for the girls' (i.e. freshman soccer, volleyball.)	Continue to evaluate on an annual basis. We have tried to offer freshman soccer and volleyball but we have not had enough to field freshman teams in those sports.
Accommodation of Interests and Abilities	*We will be adding freshman fast pitch softball this spring (2008-09).	*The fact that slow pitch softball died, we have added interest in fast pitch softball.

▪ For all areas currently identified as items for correction, an intended corrective action explanation is needed.
THIS FORM SHALL BE TYPED.


Principal's Signature: Kim Borte Date: 4/9/09

Principal's Signature: _____
Copyright 1999, Good Sports, Inc., Title IX and Gender Equity Specialists. All rights reserved.

Kim Barts

Date: _____

4/9/09



Dixie Heights High School

3010 Dixie Highway • Ft. Mitchell, KY 41017

Phone (859) 341-7650 • FAX (859) 341-2531

Kim Banta, *Principal* • Larry Tibbs, *Assistant Principal*

Tom Spritzky, *Assistant Principal* • Brennon Sapp, *Assistant Principal*

May 28, 2009

KHSAA

2280 Executive Drive

Lexington, KY 40505

Dear Commissioner DeVries:

Below is an explanation as to why travel expenditures reported were limited to only basketball and soccer. The only ^①travel expenditures listed are for those teams who traveled on overnight trips that were financed by their own programs (thru fundraising). Local travel is financed by the Kenton County School District. The expenditures listed in the report would have been charges for hotels and food.

Sometimes our coaches choose ^②not to provide food or special awards at their end of the season banquet. Sometimes they have cookouts at a coach's home, a parent's home or even at school. In these cases, the players and coaches bring a dish. Sometimes in the late spring, the season ends at a time when a banquet and/or awards program does not take place. Thus, the reason some of our programs might not have spent money on awards. In addition, each athlete, in every sport, receives a certificate of participation, a bar, and a letter if they met the criteria for lettering.

The \$4,441 spent on football for awards would have included a significant amount of money spent on the dinner. As the head coach, I collect \$10 from each parent and sibling who attends the banquet for their meal. The money is deposited in an account with our bookkeeper and she cuts one check to the caterer. The coaches, players, and cheerleaders (those who choose to attend) are paid by the football program through fundraising.

Below is our end of the season awards program policy.

Banquet/Awards Program- Each athletic team must have an awards program for his/her team. The athletic department will contribute \$100.00 for award expenditures. The athletic department will also provide certificates of participation, bars, and letters for each deserving player. Individual teams must provide their own food for award banquets through fundraising.

Respectfully submitted:

Thomas E. Spritzky
Athletic Director

Board Members: Karen Collins, *President* • Tamara Miano, *Vice President* • Janice Hacker • Mike Martin • Carl Wicklund
"The Kenton County Board of Education provides Equal Education Employment Opportunities"



Dixie Heights

Revised

**2008-2009
ACTUAL EXPENDITURES - PROGRAM COMPARISON CHART 1
TO INCLUDE BOOSTER CLUB FUNDING**

	equipment and supplies		travel		awards		coaches' salaries (to include supplemental and extended employment; dollar amount required)	# Coaches for all levels / # Teams for all levels	facilities improvements		publications (if sport-specific)	
	School	Booster	School	Booster	School	Booster			School	Booster	School	Booster
G basketball	7,575.96	654.00	0	167.4	1200.51	0	20,506	4	3			
B basketball	9403.83	0	0	2915.00	802.91	360.00	20,506	4	3			
G softball	996.45	2212.50	0	0	0	500.00	10,909	3	2			
B baseball	5989.95	3953.50	0	0	0	0	10,909	3	3			
G cross country	0	165.87	0	0	136.00	0	2,175	1	1			
B cross country	0	165.88	0	0	136.00	0	2,175	1	1			
G golf	342.00	0	0	0	0	0	1,602	1	1			
B golf	386.75	0	0	0	0	0	1,602	1	1			
G soccer	64.99	7810.12	0	2404.69	0	291.11	5,617	1	1			
B soccer	65.00	4845.28	0	5390.00	143.60	65.42	5,617	1	1			
G swimming	0	461.79	0	0	100.00	89.70	1088	1	1			
B swimming	0	461.79	0	0	100.00	89.70	1087	1	1			
Total Expenditures on 1-25 and 1-26 on the 2008-2009 year report due by April 15, 2009, should reflect the total monies spent (rounded)												

off to nearest dollar) for the entire school year of 2007-2008 ending June 30, 2008.
 2. Booster Club Funding/Contributions must be included in the above expenditures total. (Note: It is illegal for coaches to be paid by Booster Clubs - Reference KHSAA-Bylaw 27)

Principal's Signature: _____

Date: _____

20,104
32,988
14,618
20,853
2,477
1,944
1,989
16,188
16,126
1,240
1739

Change from 37

Dixie Heights

Revised (10/10)

2008-2009
ACTUAL EXPENDITURES - PROGRAM COMPARISON CHART 2
TO INCLUDE BOOSTER CLUB FUNDING

	equipment and supplies		travel		awards		coaches' salaries (to include supplemental and extended employment; dollar amount required)		facilities improvements		publications (if sport-specific)		
	School	Booster	School	Booster	School	Booster	School	Booster	School	Booster	School	Booster	
G track	3097.00	17968.45	0	0	0	796.18	4,601	1	2	0	0	0	0
B track	401.50	3302.37	0	0	0	683.36	4,601	1	2	0	0	0	0
G tennis	706.26	190.00	0	0	0	150.00	2,175	1	1	0	0	0	0
B tennis	1056.08	0	0	0	436.42	0	2,175	1	1	0	0	0	0
G volleyball	1963.44	100.00	0	0	153.55	95.50	5,617	3	2	0	0	0	0
B wrestling	1052.83	4856.43	0	0	89.95	636.45	4601	3	2	0	0	0	0
Slow Pitch	1471.57	0	0	0	0	0	4,601	2	2	0	0	0	0
B football	20599.08	10362.71	0	0	3581.25	860.16	40,330	10	3	0	0	0	0
B (list sport)										0	0	0	0

467
81928
2221
3667930
711236
61073
95733


- Total expenditures on T-35 and T-36 on the 2008-2009 year report due by April 15, 2008, should reflect the total monies spent (rounded off to nearest dollar) for the entire school year of 2007-2008 ending June 30, 2007.
- Booster Club Funding/Contributions must be included in the above expenditures totals. Indicate percentage of total expenditures for each gender: (if disparities are obvious, list on your Corrective Action Plan (T-60) what action you will take to correct the problem).

Gender	Expenditures	Percentage	Amt. Spent Per Athlete
Boys	\$182,031	63%	467
Girls	\$106,155	37%	450
Total:	\$288,186	100%	

Principal's Signature:


Date:





Dixie Heights High School

3010 Dixie Highway • Ft. Mitchell, KY 41017
Phone (859) 341-7650 • FAX (859) 341-2531



KIM BANTA, Principal
LARRY TIBBS, Assistant Principal
TOM SPRITZKY, Assistant Principal
PATRICIA SHARP, Assistant Principal

FACSIMILE TRANSMITTAL SHEET

TO: <i>Martha Mellis</i>	FROM: <i>Tom Spritzky</i>
COMPANY: <i>KHSAA</i>	DATE: <i>10/2/09</i>
FAX NUMBER: <i>859-293-5999</i>	TOTAL NO. OF PAGES INCLUDING COVER: <i>6</i>
PHONE NUMBER:	
RE:	

- URGENT
 FOR REVIEW
 PLEASE COMMENT
 PLEASE REPLY
 PLEASE RECYCLE

This message is intended only for the use of the individual or entity to which it is addressed and may contain information that is privileged, confidential and exempt from disclosure under applicable law. If the reader of this message is not the intended recipient, you are hereby notified that any dissemination, distribution or copying of this communication is strictly prohibited.

**2008-2009
ACTUAL EXPENDITURES - PROGRAM COMPARISON CHART 2
TO INCLUDE BOOSTER CLUB FUNDING**

	equipment and supplies		travel		awards		coaches' salaries (to include supplemental and extended employment; dollar amount required)	# of Coaches for all levels / # of Teams for all levels	facilities improvements		publications (if sport-specific)		
	School	Booster	School	Booster	School	Booster			School	Booster	School	Booster	
G track	3097.00	17968.45	3250.94	0	0	796.18	4,601	1	2	0	0	0	0
B track	401.50	3302.37	3250.94	0	0	683.36	4,601	1	2	0	0	0	0
G tennis	706.26	190.00	0	0	0	150.00	2,175	1	1	0	0	0	0
B tennis	1056.08	0	0	0	0	436.42	2,175	1	1	0	0	0	0
G volleyball	1963.44	100.00	3018.73	0	0	153.55	5,617	3	2	0	0	0	0
B wrestling	1052.83	4856.43	3947.57	0	0	89.95	4,601	3	2	0	0	0	0
Slow Pitch	1471.57	0	0	0	0	0	4,601	2	2	0	0	0	0
B football	20599.08	10362.71	3483.15	0	0	3581.25	40,330	10	3	0	0	0	0
B (list sport)										0	0	0	0

29,462
12,239
3,221
5,662
10,949
15,184
6,073
79,216

1. Total expenditures on T-35 and T-36 on the 2008-2009 year report due by April 15, 2008, should reflect the total monies spent (rounded off to nearest dollar) for the entire school year of 2007-2008 ending June 30, 2007.

2. Booster Club Funding/Contributions must be included in the above expenditures totals. Indicate percentage of total expenditures for each gender: (if disparities are obvious, list on your Corrective Action Plan (T-60) what action you will take to correct the problem).

Gender	Expenditures	Percentage
Boys	\$ 203,848	61.5%
Girls	\$ 127,823	38.5%
Total:	\$ 331,671	100%

Principal's Signature: Bob Date: 10/2/09

2008-2009 ACTUAL EXPENDITURES - PROGRAM COMPARISON CHART 1 TO INCLUDE BOOSTER CLUB FUNDING

	equipment and supplies		travel		awards		coaches' salaries (to include supplemental and extended employment; dollar amount required)	facilities improvements		publications (if sport-specific)	
	School	Booster	School	Booster	School	Booster		School	Booster	School	Booster
G basketball	7,575.96	654.00	5,108.62	167.4	1,200.51	0	20,506	4	3		
B basketball	9403.83	0	5573.04	2915.00	802.91	360.00	20,506	4	3		
G softball	996.45	2212.50	2089.89	0	0	500.00	10,909	3	2		
B baseball	5989.95	3953.50	6966.30	0	0	0	10,909	3	3		
G cross country	0	165.87	1509.37	0	136.00	0	2,175	1	1		
B cross country	0	165.88	1509.36	0	136.00	0	2,175	1	1		
G golf	342.00	0	0	0	0	0	1,602	1	1		
B golf	386.75	0	0	0	0	0	1,602	1	1		
G soccer	64.99	7810.12	2089.89	2404.69	0	291.11	5,617	1	1		
B soccer	65.00	4845.28	2322.21	5390.00	143.60	65.42	5,617	1	1		
G swimming	0	461.79	0	0	100.00	89.70	1088	1	1		
B swimming	0	461.79	0	0	100.00	89.70	1087	1	1		
Total expenditures on 1-25-07 1-25-08 on the 2007-2008 year report are \$145,200 should reflect the total coaches spent (rounded)											

35,213
 39,521
 16,708
 27,819
 3,986
 2,986
 1,944
 1,989
 1,827
 1,448
 1,740
 1,739

off to nearest dollar) for the entire school year of 2007-2008 ending June 30, 2008.
 2. Booster Club Funding/Contributions must be included in the above expenditures total. (Note: It is illegal for coaches to be paid by Booster Clubs - Reference KHSAA Bylaw 27)

Principal's Signature:

[Handwritten Signature]

Date:

10/2/09

Date: Mon, 08 Jun 2009 09:05:38 -0400
From: TITLE9 (Title 9 Audit)
To: tom.spritzky@kenton.kyschools.us
cc: BDEVRIES
Reply-to: title9@khsaa.org
Subject: Resubmission, 2008-2009 Title IX Annual Report-Martha Mullins
Re-Sent-By: TITLE9 (Title 9 Audit)

Mr. Spritzky, thank you for your letter of explanation regarding the expenditures reported for the following benefits:

1. TRAVEL : The KHSAA has, for several years, required the report of travel costs from all sources, to include the district's figures. Please resubmit Forms T-35 and T-36 with the district office's costs as well as those from fundraiser accounts, **by June 15, 2009.**

2. AWARDS SYSTEM POLICIES: Since all teams operate under the name of Dixie Heights High School, some additional central direction is needed to guide coaches in recognizing the accomplishments of student-athletes. This would address the issue of imbalance caused by some teams having an advantage in fundraising and some coaches choosing to spend a considerable amount of their funds on recognition events and special awards while others minimize or bypass such recognition. Therefore, policy needs to be generated that specifically outlines measures to prevent inequitable spending on this benefit and yet allows enough flexibility for special awards and season-end events to occur as appropriate to the sport. In addition, it is recommended that the policy include attendance of a school administrative official at each recognition event.

This project will take some time, in all probability, and therefore should be added to the school's Corrective Action Plan (Form T-60) and results reported on the 2009-2010 Form T-60, **due April 15, 2010.**

Best wishes.

Martha Mullins
Title IX Auditor

* * * COMMUNICATION RESULT REPORT (JUN. 8. 2009 10:59AM) * * *

FAX HEADER 1: KHSAA
 FAX HEADER 2: KY High School Athletic Assoc.

TRANSMITTED/STORED : JUN. 8. 2009 10:58AM
 FILE MODE OPTION

ADDRESS	RESULT	PAGE
G3 : 859 341 2531	OK	3/3

REASON FOR ERROR
 E-1) HANG UP OR LINE FAIL
 E-3) NO ANSWER
 E-5) MAIL SIZE OVER

E-2) BUSY
 E-4) NO FACSIMILE CONNECTION

KHSAA Form IN102
 Rev. 7/06

KHSAA STAFF

Brigid DeVries, Commissioner bdevries@khsaa.org
Michael Barren, Assistant Commissioner mbarren@khsaa.org
Darren Bilberry, Assistant Commissioner dbilberry@khsaa.org
Butch Cope, Assistant Commissioner bcope@khsaa.org
Julian Tackett, Assistant Commissioner jtackett@khsaa.org
Elden May, Sports Information Director emay@khsaa.org
Darlene Koszenski, Office Manager/Admin. Asst. darlenek@khsaa.org
Marsha Day, Admin. Support Specialist mday@khsaa.org
Cheryl Goodwin, Admin. Support Specialist cgoodwin@khsaa.org
Fay Isaacs, Admin. Support Specialist fisaacs@khsaa.org
Marilyn Mitchell, Admin. Support Specialist mmitchell@khsaa.org
Phyllis Sallee, Admin. Support Specialist psallee@khsaa.org
John Ginn, Physical Plant Director jginn@khsaa.org
Brent Miller, Administrative Intern bmiller@khsaa.org



Kentucky High School Athletic Association
 2280 Executive Drive
 Lexington, KY 40505
 Phone: (859) 299-5472 • Fax: (859) 293-5999
 www.khsaa.org
(a kentucky.com affiliate)

SPORTS FAX COVER SHEET

TO: Tom Spritzky	FROM: Martha Mullins
SCHOOL/COMPANY: Dixie Heights	DATE: 6/8/09
FAX NUMBER: (859) 341-2531	TOTAL PAGES (inc. cover): 3
PHONE NUMBER:	RE: TITLE IX ANNUAL REPORT RESUBMISSION

2008-2009 KHSAA STATE CHAMPIONSHIPS

Oct. 6-8	Leachman Buick/GMC-KHSAA Girls' Golf	Bowling Green Country Club
Oct. 9-11	Leachman Buick/GMC-KHSAA Boys' Golf	Bowling Green Country Club
Oct. 31-Nov. 1	Girls' Volleyball	Bellarmine Knights Hall, Louisville
Nov. 5-6, 8	Boys' & Girls' Soccer	Toyota Stadium, Georgetown
Nov. 15	Boys' & Girls' Cross Country	Ky. Horse Park, Lexington
Dec. 12-13	Football	Papa John's Cardinal Stadium, Louisville
Feb. 13-14	Pannell Swim Shop/KHSAA Swimming	U of L Ralph Wright Natatorium, Louisville
Feb. 19-21	Wrestling	Frankfort Convention Center, Frankfort
March 11-14	Houchens/KHSAA Girls' Basketball	WKU Diddle Arena, Bowling Green
March 18-21	National City/KHSAA Boys' Basketball	Rupp Arena, Lexington
May 21-23	Boys' & Girls' Tennis	UK Boone/Downing Complex, Lexington
May 22-23	Boys' & Girls' Track	U of L Owsley Frazier Park, Louisville
June 5-6	Fast Pitch Softball	Jack Fisher Park, Owensboro
June 11-13	Forcht Bank/KHSAA Baseball	Applebee's Park, Lexington

NOTES:

*Please note arrival numbers
 for your files*
M. Mullins

CONFIDENTIAL: Please keep in mind the information herein is confidential and should be delivered at its earliest convenience to the person whose name is listed above.

Dixie Higgins

Revised

**2008-2009
ACTUAL EXPENDITURES - PROGRAM COMPARISON CHART 1
TO INCLUDE BOOSTER CLUB FUNDING**

	equipment and supplies		travel		awards		coaches' salaries (to include supplemental and extended employment; dollar amount required)	facilities improvements	publications (if sport-specific)
	School	Booster	School	Booster	School	Booster			
G basketball	7,575.96	654.00	0	167.4	1200.51	0	20,506	4	3
B basketball	9403.83	0	0	2915.00	802.91	360.00	20,506	4	3
G softball	996.45	2212.50	0	0	0	500.00	10,909	3	2
B baseball	5989.95	3953.50	0	0	0	0	10,909	3	3
G cross country	0	165.87	0	0	136.00	0	2,175	1	1
B cross country	0	165.88	0	0	136.00	0	2,175	1	1
G golf	342.00	0	0	0	0	0	1,602	1	1
B golf	386.75	0	0	0	0	0	1,602	1	1
G soccer	64.99	7810.12	0	2404.69	0	291.11	5,617	1	1
B soccer	65.00	4845.28	0	5390.00	143.60	65.42	5,617	1	1
G swimming	0	461.79	0	0	100.00	89.70	1087	1	1
B swimming	0	461.79	0	0	100.00	89.70	1087	1	1
Total Expenditures on T-35 and T-36 on the 2008-2009 year report due by April 15, 2009, should reflect the total monies spent (rounded)									

Change from 32

off to nearest dollar) for the entire school year of 2007-2008 ending June 30, 2008.
2. Booster Club Funding/Contributions must be included in the above expenditures total. (Note: It is illegal for coaches to be paid by Booster Clubs - Reference KHSAA-Bylaw 27)

Principal's Signature: _____

Date: _____

20104
33988
14618
120,853
2,477
2,477
1944
1944
1989
16188
16126
1740
1759

DIXIE HEIGHTS

ACTUAL EXPENDITURES - PROGRAM COMPARISON CHART 2
 TO INCLUDE BOOSTER CLUB FUNDING

	equipment and supplies		travel		awards		coaches' salaries (to include supplemental and extended employment; dollar amount required)	# of Coaches for all levels / # of Teams for all levels	facilities improvements		publications (if sport-specific)		
	School	Booster	School	Booster	School	Booster			School	Booster	School	Booster	
G track	3097.00	17968.45	0	0	0	796.18	4,601	1	2	0	0	0	0
B track	401.50	3302.37	0	0	0	683.36	4,601	1	2	0	0	0	0
G tennis	706.26	190.00	0	0	0	150.00	2,175	1	1	0	0	0	0
B tennis	1056.08	0	0	0	436.42	0	2,175	1	1	0	0	0	0
G volleyball	1963.44	100.00	0	0	153.55	95.50	5,617	3	2	0	0	0	0
B wrestling	1052.83	4856.43	0	0	89.95	636.45	4601	3	2	0	0	0	0
Slow Pitch	1471.57	0	0	0	0	0	4,601	2	2	0	0	0	0
B football	20599.08	10362.71	0	0	3581.25	860.16	40,330	10	3	0	0	0	0
B (list sport)										0	0	0	0

1. Total expenditures on T-35 and T-36 on the 2008-2009 year report due by April 15, 2008, should reflect the total monies spent (rounded off to nearest dollar) for the entire school year of 2007-2008 ending June 30, 2007.

2. Booster Club Funding/Contributions must be included in the above expenditures totals. Indicate percentage of total expenditures for each gender: (if disparities are obvious, list on your Corrective Action Plan (T-60) what action you will take to correct the problem).

Gender	Expenditures	Percentage
Boys	\$ 182,031	63%
Girls	\$ 106,155	37%
Total:	\$ 288,186	100%

Principal's Signature:

Date:

Handwritten numbers: 1462, 81988, 21221, 3667930, 711236, 6073, 75733